

# Academic writing – Publications and dissertations\thesis, one and the same?

South African Congress (SASQ)

16 August 2011

Dr. Shalini Singh

Durban University of Technology


Department Operations and Quality Management



**D U R B A N**  
**UNIVERSITY of**  
**TECHNOLOGY**

*Making Knowledge Useful*

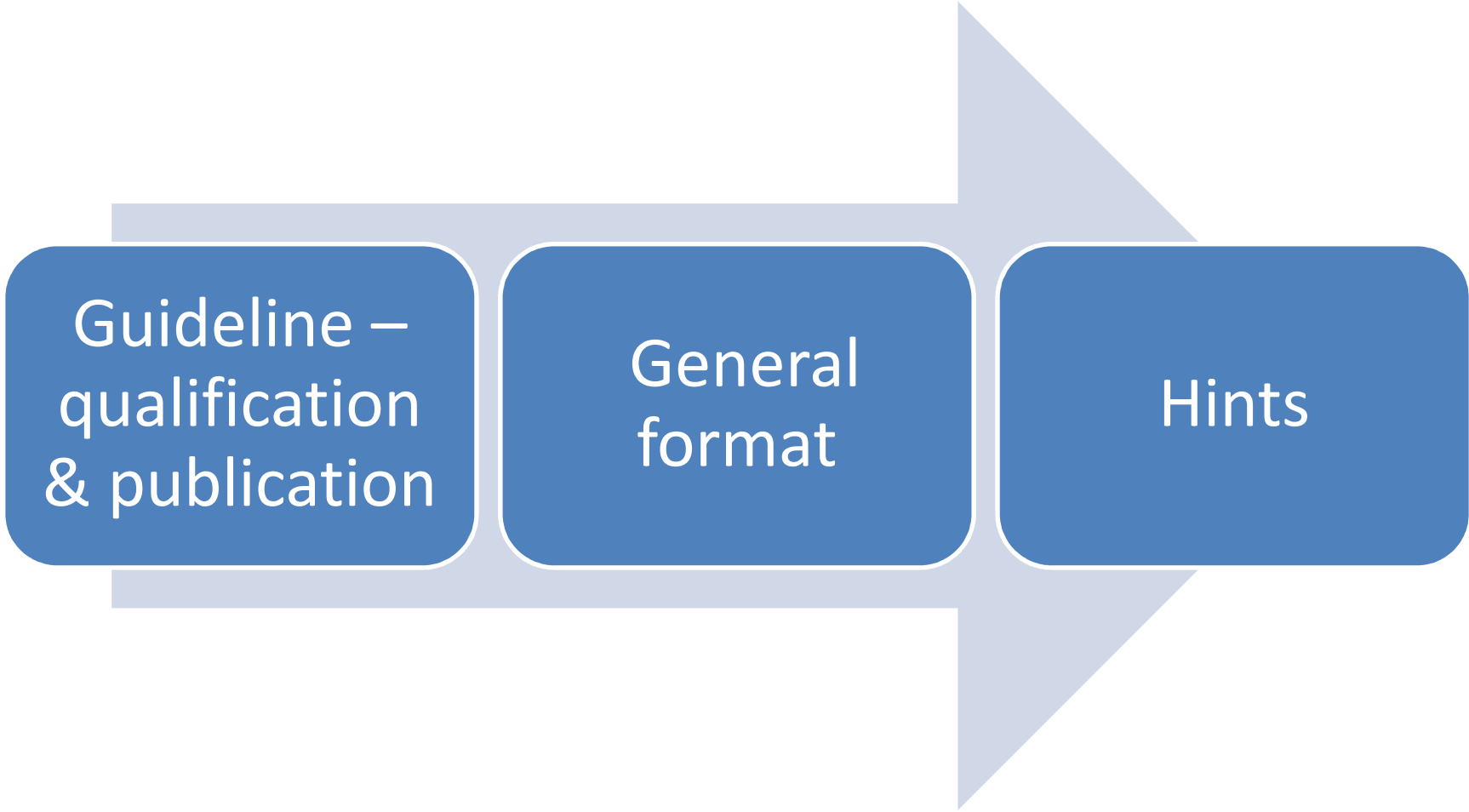
Research is no rocket science, it is  
all about endurance



# Factors to consider when choosing a Title - Topic

- Current
- Relevant
- Flair
- Sufficient literature review
- Able to fulfill requirements for the proposal
- Area – Field – Aspect – Issue/variables
- Nexus search

# This presentation serves.....



Guideline –  
qualification  
& publication

General  
format

Hints

# Abstract

Synopsis of your work

- 1 page in length (qual. )
- Editors requirements

Brief background why you investigating this topic

Aim and objective of study

The research methods used in investigation

Sample size

# Abstract cont....

Any delimitations



Briefly explain preliminary work  
and it's results



Briefly explain main study and it's  
results



Conclusions and  
recommendations

# General Format

- Chapter 1 – Introduction
- Chapter 2 - Literature Search
- Chapter 3 – Methodology
- Chapter 4 – Results and Discussion
- Chapter 5 – Conclusion and  
Recommendation
- Bibliography
- Appendices
- ***Editor's request***

# Introduction

Introduces your project to the reader.

Background

Briefly state why the interest in this topic

Statement of the problem

What are the implications or repercussions if this investigation is not conducted

# Introduction cont...

**Aim of study**

What you want to investigate or achieve from the study

**Objectives**

What tools or methods will be adopted to achieve your aim

# Introduction cont...

## Delimitations and hypotheses

The limiting factors


The scope

The population or region of your investigation

The hypotheses

## Introduction cont...

Note the different styles of referencing, older references are quoted first when quoting multiple references



Please ensure that you have the correct tense of each chapter

# Literature Review


Reviews all information from various sources of your study, to present a basis for your study.



Highlight other research conducted in that field in an attempt to prevent the current research from being replicated.

# Literature review cont..

Enable the researcher to be able to build on, find gaps or improve on other research conducted in this field.



Helps you to choose and design your methodology as well.

“ Never let other people decide your limitations or capabilities. There will be those that will say you are not smart enough, old enough or young enough. Don't listen. You can set your mind and heart to accomplish anything” – Diaries Direct




# Research design and methodology

Flow diagram outlining your research

Diagram – qualification


Structure - publication



Present all the techniques and options available to conduct research. Eg quantitative, qualitative, structured, unstructured, closed and open type, etc

# Research design and methodology cont..

Show which ones from above you selected and state why you selected that technique or option



Present all your preliminary work, and show its results

# Research design and Methodology cont...

Present hypotheses if you haven't



Present all verifications to your questionnaire design , technology used and validate your answers (include your experiments too)

# Research design and Methodology cont...

Relate the findings of your preliminary work to related literature you presented in lit. review, state whether they are in agreement or not.



Introduce your main study

# Results and discussion cont...

Show the results obtained from the main study.

graphs, tables and figures.

All graphs, figures and tables must be introduced, then presented and then discussed.




Findings must be related to your literature review




All tables and figures must be labeled and numbered.

# Results and discussion cont...

Present your results as per each question in your questionnaire



If you are using an experiment, you may present the test results here.



Ensure that graphs have both axes

# Conclusions and recommendations

You must make conclusions and recommendations from your findings



These must answer what you set out in your objectives



You must link your conclusions and recommendations with literature




Propose future work

# Bibliography and references

## Bibliography



Records all the readings you used as a basis for your investigation. You may not have necessarily referred to any specific work from this/these author/authors.




Follow the referencing style as stipulated by editor or university



# Bibliography and references..bibliography...

Remember that books, journals, articles, interviews etc.each have their own formats and these must be adhered. The handbook above serves as a useful guide.



Present this is alphabetical order

# Bibliography and references cont...

## References



Records all the readings you referred to in your study.

# Bibliography and references cont...

## references

Remember that books, journals, articles, interviews etc each have their own formats and these must be adhered. The handbook above serves as a useful guide.



Present this is alphabetical order

# Appendices

Number

Do	Do Not
Margins – left/right = 2.5 cm	Have headings with no preamble or introductions
Line spacing = 1.5	Have loose pages
Font Size: Headings = 13 Normal text = 12	Have sentences longer than 20 words if possible
Font type: Arial or Times new roman	Have 2 ideas in one sentence
Spell- check	Have 1 sentence paragraphs
Label figures	Repeat words in the same sentence for eg. Over 100kg over 6mths rather say over 100kg for a <i>6mths</i> .
Label tables	Do not use the word “Don’t, can’t” use “do not” or “can not”
Followed designated format	Do not use “slang” use acceptable English
	Use the word “and” after a bullet and preceding another bullet
Calibration certificates	
For a questionnaire <ul style="list-style-type: none"> <li>• Covering letter</li> <li>• Sample of questionnaire</li> </ul>	
Detailed results	
Spacing between paragraphs	
Number all pages	
Head all pages	
Leave a line after a paragraph	

“ Actions speak louder than words and action is the secret of success. Your dream will only come true when you take action to achieve your goals” ...Unknown

