

Introduction:


THE CRISIS CONTROL SYSTEM

Training Providers

- The Implementation and Training of Fire Marshalls and First Aid Officers in the corporate world.
 - Provide⁴ First Aid Facilities, Kits and First Aid restrooms in compliance with legislative requirements
1. Review and Assess the effectiveness of current Health and Safety Measures
 2. Ensure Health and safety of Employers, Employees and Visitors
 3. Establish a Fully functional Health and Safety Committee within the work place
 4. Examine past incidences and their causes
 5. Ensure active participation of all to ensure safety
 6. Empower First Aid officers and fire marshals with skills specific to their environments.
 7. Ensure that all First Aid and Fire Marshall qualifications are current/ Valid



First

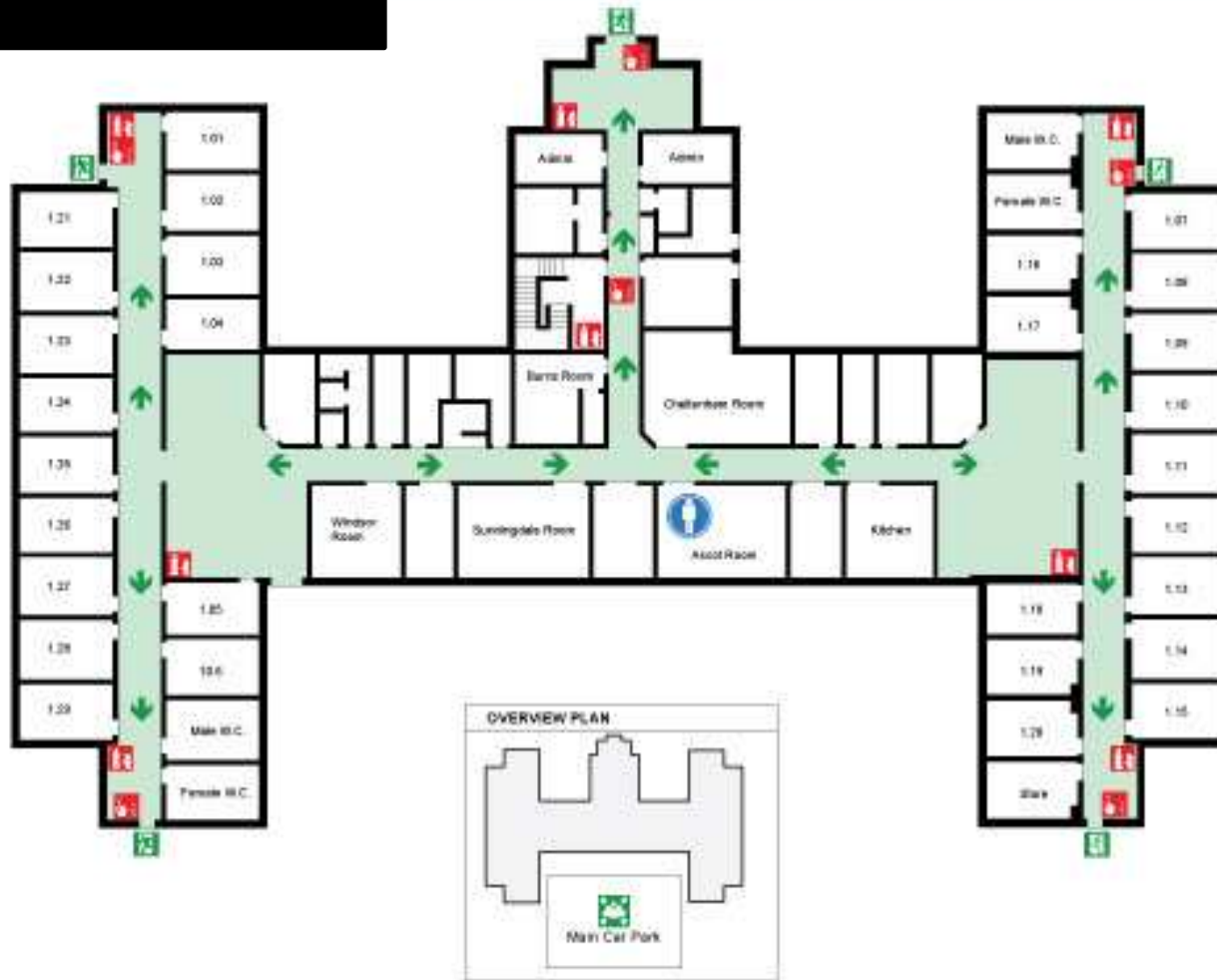


Aid

Management Programmes:

- A Highly useful segment dealing with the Implementation of Health and Safety
 1. Performance management of first aid officers and fire marshals
 2. Action Plans
 3. Reviews, amendments and regulation of current systems
 4. Compliance with the law
[Occupational Health and Safety act 85 of 1993]
 5. Creating awareness and Delegation
 6. Appoint Health and safety representatives
 7. Regulate Health and safety committees.

FIRE ESCAPE PLAN



SAFETY NOTICES	
FIRE	<ul style="list-style-type: none"> - Push the fire alarm button - Dial 999 - Report your name and location - Close doors and windows (do not lock) - Proceed to the assembly point
EVACUATION	<ul style="list-style-type: none"> - Proceed directly to your assembly point - DO NOT stop to collect personal belongings - DO NOT use fire lifts - DO NOT re-enter the building until told it is safe to do so.

	You are here
	Evacuation route
	Emergency exit
	Safe refuge
	First aid
	Assembly point
	Fire extinguisher
	Fire alarm call point
	Lift
	Stairs

Control Mechanisms:

1. Occupational Health and Safety Act 85 of 1993 [Legislative compliance]
2. First Aid guidelines
3. Fire Marshall Duties
4. Communications, Document control, Records handling
5. OHS Performance and Verification Audits
6. Radio active waste disposal guidelines
7. Hazardous waste disposal guidelines
8. Laboratory safety guidelines
9. Working with blood and bodily fluids guidelines [HIV/AIDS Prevention]
10. Working with and disposal of Sharps



Health and Safety Awareness:

First Aid Officers and Fire Marshals [virtually non existent in SA]:

1. Legislation requires all employers to operate a safe system of work.
2. Implement Rules and Regulations.
3. Use safety systems and methods for prevention of accidents
4. Communication and consultation
5. Organisation Structure; Names of individuals in charge of H&S
6. Outline delegated tasks to appropriate individuals ensuring that each one knows their responsibilities in the environment
7. Encourage and Implement safe working practice.



**THIS PROTECTIVE EQUIPMENT
MUST BE WORN
IN THIS AREA**



Fire Action

Any person discovering a fire

1. Sound the alarm.
2. to call the fire brigade.
3. Attack the fire if possible using the appliances provided.

On hearing the fire alarm

4. Leave the building by route.
5. Close all doors behind you.
6. Report to assembly point.



Do not take risks.
Do not return to the building for any reason until authorised to do so.

Do not use lifts.

First Aid Officers:

- First Aid is an Important and useful skill. Provision of First Aid can result in a number of benefits to the members of the corporate world, Its staff and visitors.
1. Preservation of life
 2. Prevention of temporary and permanent Disability
 3. Promotion of Recovery
 4. Promotion of safety awareness
 5. Promotion of recording incidents of safety concerns
 6. Assistance in early return to work and rehabilitation
 7. Administer Immediate Aid to the Sick or Injured
 8. Maintain Patient Confidentiality
 9. Documenting in Injury report register
 10. Undertaking annual cardio pulmonary resuscitation Training [CPR]
 11. Ensuring their qualifications are current
 12. Maintain First Aid kits



Health & safety

Benefits of the Crisis Control System:

1. Companies and Individuals can save lives and costs
2. Accredited Training Facilitators, Assessors and Moderators
3. All Health and Safety Officials receive certificates of Proficiency
4. All fire Marshalls and First Aid Officers will be Card-carrying members
5. Ongoing support and training

Benefits of Fire Marshalls:

1. Take appropriate and effective action if a fire occurs
2. Identify Hazards within the workplace
3. Ensure that escape routes are available for use
4. Record and report observations
5. Ensure that the alarm has been raised
6. Put Evacuation Procedure into place
7. Check that manufacturing processes have been made safe
8. Evacuate staff and Visitors from area involved as safe and quickly as possible
9. Report and give details, severity and cause of fire
10. Fight Fire if safe to do so
11. To save lives
12. Minimize damage to property
13. Maintenance of Fire Fighting Equipment

Criteria for:

First Aid Officers and Fire Marshalls

1. Demonstrate Enthusiasm for the duties
2. Possess capacity to deal with injury/ Illness and Potential danger
3. Demonstrate an ability to relate well to other staff
4. Maintain reasonable health
5. Demonstrate awareness and the need for caution
6. Be flexible and aware of the need to be summoned from normal duties at short notice.
7. Be able to maintain confidentiality
8. Building Emergency control committee

Types of Fire Extinguishers:

Q: How Many do I need?

A: One for every 200 square meters of floor space [a minimum of 2 on every floor]

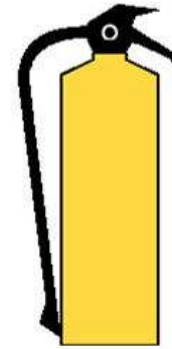

Q: Where should a fire extinguisher be placed?

A: The appropriate fire Extinguisher should be placed As conveniently close as possible to a potential hazard. Also on escape routes, main exits




Q: How many types of Fire extinguishers are there and What are their purposes?

A: There are basically 8 Types:

1. Water Fire Extinguisher [Colour code: RED]
2. Carbon Dioxide Fire Extinguisher [Colour code: Black]
3. Foam Fire Extinguisher [Colour Code: Cream]
4. Powder Fire Extinguisher [Colour code: Blue]
5. Wet Chemical Fire Extinguisher [Colour code: Yellow]
6. Halon Fire Extinguisher [Colour code: Green]
7. Sand Buckets [Buckets filled with sand]
8. Fire Blankets



1. Water Fire Extinguisher [Color code: RED]
2. Carbon Dioxide Fire Extinguisher [Color code: Black]
3. Foam Fire Extinguisher [Color Code: Cream]
4. Powder Fire Extinguisher [Color code: Blue]
5. Wet Chemical Fire Extinguisher [Color code: Yellow]
6. Halon Fire Extinguisher [Color code: Green]
7. Sand Buckets [Buckets filled with sand]
8. Fire Blankets



Contact Us:

- Life is Precious, Let's Preserve It.

To Book a course/ Enquiries:

E-mail:

Info.crisiscontrol@gmail.com

Cell:

Imran: 072 3030 226

